


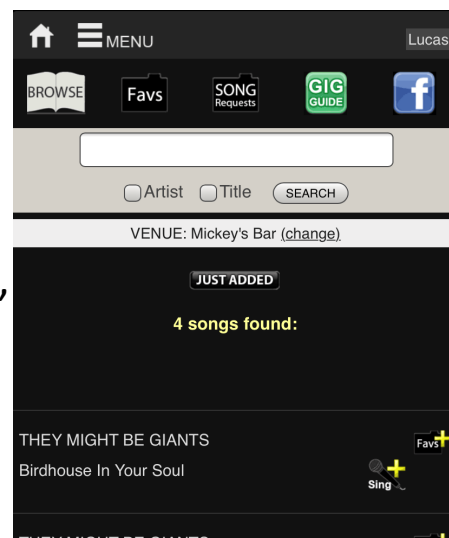
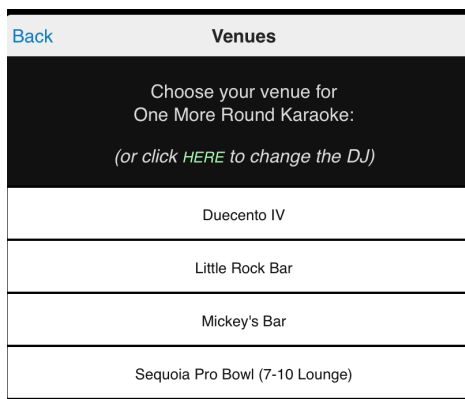


Instructions for using the SongbookDB app for song requests

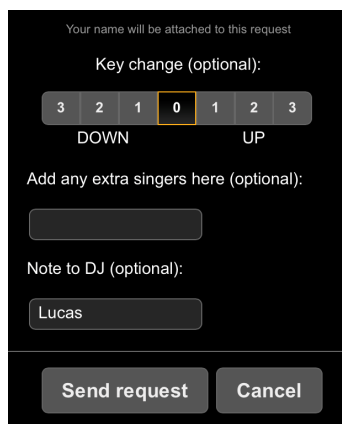
- * Download the SongbookDB app to your phone.
- * Register for an account.
- * Enter our DJ Code "1MORE"



- * Select the Venue you are at.



- * Search for a song and select "Sing"



- * Fill out the request (you can use the note to add a Stage Name).

- * Check the status of your song. Once it is added, the status will change (you may have to leave the tab and come back to see).

